


Kids Easter Devotional



Dear Parents,

Easter is the highlight of the Christian Church. It is the apex of the redemption story that began in Genesis and continues through the Gospels. The death and resurrection of our Saviour is the reason for the hope that is within us. So we CELEBRATE—but sometimes our children can't quite understand the meaning of all that is going on. It is our prayer that this devotional will help you to lead your family through the events and the story of the final earthly journey of our Lord Jesus.

We encourage you to use this Devotional alongside our Northview Kids TV weekend service. You'll notice that the Read and Reflection portions are more geared toward the elementary ages and give a good framework of the Biblical Narrative for the parents. Spend some time throughout the week to explore the segments of Family Time and Family Play to help reinforce and saturate your kids in the amazing truths of the Gospel.

Northview CM Pastors!



Day 1

Read

Soon afterward, Jesus went to a town called Nain, and his disciples and a large crowd went along with him. As he approached the town gate, a dead person was being carried out—the only son of his mother, and she was a widow. And a large crowd from the town was with her. When the Lord saw her, his heart went out to her and he said, “Don’t cry.” Then he went up and touched the bier they were carrying him on, and the bearers stood still. He said, “Young man, I say to you, get up!” The dead man sat up and began to talk, and Jesus gave him back to his mother. They were all filled with awe and praised God. “A great prophet has appeared among us,” they said. “God has come to help his people.”

Luke 7.11-16

Jesus, once more deeply moved, came to the tomb. It was a cave with a stone laid across the entrance. “Take away the stone,” he said. “But, Lord,” said Martha, the sister of the dead man, “by this time there is a bad odor, for he has been there four days.” Then Jesus said, “Did I not tell you that if you believe, you will see the glory of God?” So they took away the stone. Then Jesus looked up and said, “Father, I thank you that you have heard me. I knew that you always hear me, but I said this for the benefit of the people standing here, that they may believe that you sent me.” When he had said this, Jesus called in a loud voice, “Lazarus, come out!” The dead man came out, his hands and feet wrapped with strips of linen, and a cloth around his face. Jesus said to them, “Take off the grave clothes and let him go.” Therefore many of the Jews who had come to visit Mary, and had seen what Jesus did, believed in him.

John 11.38-45

Ask

Was there a time you had a powerful encounter with Jesus? How did that change you?

Reflect

Have you ever lost something really important to you? What did you do to find it?

Jesus, when He was telling others about who He was, said He was like a shepherd who loves His sheep. He wasn't talking about animals though; he was talking about people.

Sometimes sheep get lost. They run in every direction, and they wander off. But other times, sheep go their own way because they don't have anyone looking out for them. People are the same way. They need a shepherd—one who would do anything for them. This is why God the Father sent Jesus.

God's people had become like sheep without a Shepherd. The religious leaders were supposed to be taking care of them, watching over them, teaching them, and partnering with what God was doing in the world.

So Jesus said to them, "I am the good shepherd. The good shepherd lays down his life for the sheep."

Like a good shepherd, Jesus protects us. He leads us. Jesus cares for us. He feeds us. He doesn't want us to wander off, get lost, or follow the wrong voice. He wants us to listen to his voice. Jesus is the good shepherd who we can trust! We can follow Him.

How do we know this?

Because He died for us so we could be forgiven. He proved that he had power over death and the grave. He is the kind of Shepherd worth following.

Family Time

Begin with a simple prayer.

Supplies: Bible

Do: Spend 5-10 minutes looking up and talking about the following verses:

John 11:25-27, Romans 6:4, Romans 6:9-10, Romans 6:23

Next, discuss what these verses say about Jesus' power over death. As you discuss these verses, look for an opportunity to share the Gospel with your kids. You may want to use these verses in addition: Romans 3:23, Romans 5:8, and Romans 10:9-10.

Close with prayer.



Supplies: Marker, rocks, paints

Go for a walk as a family and have your kids collect smooth rocks as you walk. When you get back home, let each child choose a rock from the collection. Use paint or brightly coloured markers to draw a large tear drop on the rock and write, “JESUS HAS POWER OVER DEATH”.

Read Scripture: Review Luke 7.11-16 with your family.

Activity: Paint your rock.

Pray together.



Day 2

Read

As they all approached Jerusalem, they came to Bethphage. It was on the Mount of Olives. Jesus sent out two disciples. He said to them, "Go to the village ahead of you. As soon as you get there, you will find a donkey tied up. Her colt will be with her. Untie them and bring them to me. If anyone says anything to you, say that the Lord needs them. The owner will send them right away." This took place so that what was spoken through the prophet would come true. It says, "Say to the city of Zion, 'See, your king comes to you. He is gentle and riding on a donkey. He is riding on a donkey's colt.'" (Zechariah 9.9) The disciples went and did what Jesus told them to do. They brought the donkey and the colt. They placed their coats on them for Jesus to sit on. A very large crowd spread their coats on the road. Others cut branches from the trees and spread them on the road. Some of the people went ahead of him, and some followed. They all shouted, "Hosanna to the Son of David!" "Blessed is the one who comes in the name of the Lord!" (Psalm 118.26) "Hosanna in the highest heaven!" When Jesus entered Jerusalem, the whole city was stirred up. The people asked, "Who is this?" The crowds answered, "This is Jesus. He is the prophet from Nazareth in Galilee."

Matt 21.1-11

Then the day of Unleavened Bread came. That was the time the Passover lamb had to be sacrificed. Jesus sent Peter and John on ahead. "Go," he told them. "Prepare for us to eat the Passover meal." "Where do you want us to prepare for it?" they asked. Jesus replied, "When you enter the city, a man carrying a jar of water will meet you. Follow him to the house he enters. Then say to the owner of the house, 'The Teacher asks, "Where is the guest room? Where can I eat the Passover meal with my disciples?'" He will show you a large upstairs room with furniture already in it. Prepare for us to eat there.'" Peter and John left. They found things just as Jesus had told them. So they prepared the Passover meal. When the hour came, Jesus and his apostles took their places at the table. He said to them, "I have really looked forward to eating this Passover meal with you. I wanted to do this before I suffer. I tell you, I will not eat the Passover meal again until it is celebrated in God's kingdom." After Jesus took the cup, he gave thanks. He said, "Take this cup and share it among yourselves. I tell you, I will not drink wine with you again until God's kingdom comes." Then Jesus took bread. He gave thanks and broke it. He handed it to them and said, "This is my body. It is given for you. Every time you eat it, do this in memory of me." In the same way, after the supper he took the cup. He said, "This cup is the new covenant in my blood. It is poured out for you."

Luke 22.7-20

Ask

What was Jesus really coming to do?

Reflect

When you think of great entrances, what kinds of things do you think of? Maybe there are trumpets playing, drummers drumming, flaggers flagging, and lots of other over-the-top things. Now, who do you think might have an entrance like that? Maybe a king or queen, maybe a Prime Minister or President. Really important people.

The prophet Zechariah wrote, “City of Zion, be full of joy! People of Jerusalem, shout! See, your king comes to you. He always does what is right. He has won the victory. He is humble and riding on a donkey. He is sitting on a donkey’s colt.” (Zechariah 9.9)

When Jesus entered Jerusalem riding on a donkey, the Israelites recognized Him as King. The problem was, they didn’t know what kind of king He was. We, however, have the privilege of knowing Jesus for who He really is: the King of Kings and Lord of Lords.

Jesus came to show people that even though they were unworthy, he was providing forgiveness and a way to the Father. Jesus came to show us that there was no other way to have a relationship with God except through him. Jesus came to be our Passover Lamb, so that through His blood that was shed, we could be rescued from the slavery of sin. He came to show us that he is the way, he is the truth, and he is the life. Through Jesus, we can experience forgiveness and have an eternal relationship with the Father.

Family Time

Supplies: Flour, yeast, sugar, salt, warm milk, butter, egg

Explain: The Passover Seder (Hebrew: "order, arrangement"; Yiddish: Seyder) is a Jewish ritual feast that marks the beginning of the Jewish Holiday of Passover and is celebrated in late March or April. Unlike many Jewish holidays that are celebrated in the Synagogue, Seder is conducted in the family home.

As a family, set up a passover meal explaining to your children the significance of each item.

Explain: Although we are using a raw egg. In The Passover Seder Meal the Israelites used a hard boiled. And the hard boiled egg reminds us of spring time, hope, and renewal. The egg is eaten in place of the lamb as a reminder of the destruction of the temple. The lamb represents the sacrificed lamb whose blood was put on the doorposts.

Although we are making dinner rolls, the Israelies would have unleavened bread (think crackers). This represents the unleavened bread eaten during the Passover when the Israelites left Egypt in a hurry. The salt recalls the sweat and tears of the Hebrew slaves, and recalls the parting of the Red Sea and the destruction of Pharaoh's army.

If you choose to eat the rolls with jam, you can explain that the jam represents the mud the Jewish slaves used to make bricks for Pharaoh to build the storehouses of the Egyptians.

Activity: Making Dinner Rolls|

Ingredients:

4 -5 cups all purpose flour
2 tbsp rapid rise, instant yeast
1/3 cup granulated sugar
1 tsp salt 1 1/2 cups warm milk , 110 degrees
5 tbsp butter, softened
1 egg , room temperature
2 tbsp melted butter

Instructions:

Combine 3 cups of flour, yeast, sugar, salt, warm milk, butter, and egg in the bowl of a stand mixer.

Attach the dough hook and turn the mixer on to the lowest speed and mix until flour is incorporated, scraping down the sides of the bowl as necessary.

Increase speed to medium and beat for 2 minutes.

Add 1/2 cup flour and blend with the dough hook until incorporated. And another 1/2 cup flour and repeat, mixing at medium speed for another 2 minutes until a ball of dough is formed.

Add additional flour as necessary. The dough should be slightly sticky and soft and pulling away from the edge of the bowl.

Transfer the dough to a lightly greased bowl and cover with a towel or plastic wrap. Let rise for 30 minutes at room temperature.

Remove the towel or plastic wrap and deflate the dough by punching down lightly.

Pinch off pieces of the dough and form 24 rolls. You can weigh them to keep the rolls close to the same size. 2 ounces is a good size but this will vary depending on how much flour you added.

Transfer the rolls to a lightly greased quarter baking sheet or 9 x 13 baking dish. Cover with a towel or plastic wrap and let rise for an additional 30 minutes at room temperature.

Preheat oven to 375 degrees. Bake the rolls for 12 to 15 minutes or until golden brown and cooked through. If the rolls are getting too brown, just tent the rolls with foil.

Remove rolls and brush hot rolls with the melted butter. Serve immediately and enjoy.

Talk about it!

How does remembering how God worked in the past help us to live more godly lives?

What past events in our family's life should we celebrate?

How can we connect the Passover items with Jesus' life and/or sacrifice?

Close with prayer.



Activity: Mosaic Cross

Supplies: Cross template, tissue paper (cut up into small pieces), glue, scissors.


Find and Print template Here: clipart-library.com/clipart/8c686AAxi.htm

Cut on the outside of the black frame around the cross, this will give your cross a nice frame.

Cover the cross with glue and add tissue paper in whatever arrangement you would like.

Most importantly! Have fun.

Pray together.



Day 3

Read

Who has believed what we've been saying? Who has seen the Lord's saving power? His servant grew up like a tender young plant. He grew like a root coming up out of dry ground. He didn't have any beauty or majesty that made us notice him. There wasn't anything special about the way he looked that drew us to him. People looked down on him. They didn't accept him. He knew all about pain and suffering. He was like someone people turn their faces away from. We looked down on him. We didn't have any respect for him. He suffered the things we should have suffered. He took on himself the pain that should have been ours. But we thought God was punishing him. We thought God was wounding him and making him suffer. But the servant was pierced because we had sinned. He was crushed because we had done what was evil. He was punished to make us whole again. His wounds have healed us. All of us are like sheep. We have wandered away from God. All of us have turned to our own way. And the Lord has placed on his servant the sins of all of us. He was treated badly and made to suffer. But he didn't open his mouth. He was led away like a lamb to be killed. Sheep are silent while their wool is being cut off. In the same way, he didn't open his mouth. He was arrested and sentenced to death. Then he was taken away. He was cut off from this life. He was punished for the sins of my people. Who among those who were living at that time tried to stop what was happening? He was given a grave with those who were evil. But his body was buried in the tomb of a rich man. He was killed even though he hadn't harmed anyone. And he had never lied to anyone. The Lord says, "It was my plan to crush him and cause him to suffer. I made his life an offering to pay for sin. But he will see all his children after him. In fact, he will continue to live. My plan will be brought about through him. After he has suffered, he will see the light of life. And he will be satisfied. My godly servant will make many people godly because of what he will accomplish. He will be punished for their sins. So I will give him a place of honor among those who are great. He will be rewarded just like others who win the battle. That's because he was willing to give his life as a sacrifice. He was counted among those who had committed crimes. He took the sins of many people on himself. And he gave his life for those who had done what is wrong."

Isaiah 53

Ask

How do we glorify God through our suffering?



Reflect

God planned a very long time ago that Jesus would die on the cross for our sins. Seven hundred years before Jesus was born, the prophet Isaiah wrote that this would happen! Jesus was the Servant who suffered so that those who trust in Him could be forgiven and have eternal life with him.

Only the one true God could plan to take what bad people did to His servant and use it instead to take away people's guilt. Now the one true God can look at sinful people like us and say, "You're good!"



Family Time

Begin with a simple prayer.

Say: About 700 years before Jesus was born, God showed His prophet Isaiah that God's chosen One, the promised Savior, would suffer for the sins of His people. He would take the punishment of our sins upon Himself in order to reconcile (or make us right with) God.

Read: Isaiah 53:3-5.

In your own words, rewrite these verses and then share with the other members of your family, explaining why you chose the words you did. Talk with your kids and ask them how they feel about Jesus taking the punishment for their sins. As a family, come up with the name of a person (or a family) you could bless. Plan to do a special service for that person/family today, and then do it.

Close with prayer. Thank God for taking responsibility for your sins.



Activity: Palm Branch

Supplies: Popsicle sticks, Different colours of green paper, stickers, jewels, whatever you would like to add, Stapler or glue, Marker.

We will be making a palm branch today. Cut out green strips of paper in long verticle strips. You will need 6 strips of paper (you are welcome to add more). Write one word, per strip. Make sure you keep them in order. After you have written on the strips, fan out and staple or glue to popsicle sticks. Decorate as you like.

Write the following:

Last Supper

Garden

Arrested


Death

Raised from the dead

Go to heaven - Ascension

Don't forget to have FUN!

Pray together.



Day 4

Read

Jesus went out as usual to the Mount of Olives. His disciples followed him. When they reached the place, Jesus spoke. "Pray that you won't fall into sin when you are tempted," he said to them. Then he went a short distance away from them. There he got down on his knees and prayed. He said, "Father, if you are willing, take this cup of suffering away from me. But do what you want, not what I want." An angel from heaven appeared to Jesus and gave him strength. Because he was very sad and troubled, he prayed even harder. His sweat was like drops of blood falling to the ground.

After that, he got up from prayer and went back to the disciples. He found them sleeping. They were worn out because they were very sad. "Why are you sleeping?" he asked them. "Get up!"

While Jesus was still speaking, a crowd came up. The man named Judas was leading them. He was one of the 12 disciples. Judas approached Jesus to kiss him. But Jesus asked him, "Judas, are you handing over the Son of Man with a kiss?"

Jesus' followers saw what was going to happen. So they said, "Lord, should we use our swords against them?" One of them struck the slave of the high priest and cut off his right ear.

But Jesus answered, "Stop this!" And he touched the man's ear and healed him. Then Jesus spoke to the chief priests, the officers of the temple guard, and the elders. They had all come for him. "Am I leading a band of armed men against you?" he asked. "Do you have to come with swords and clubs? Every day I was with you in the temple courtyard. And you didn't lay a hand on me. But this is your hour. This is when darkness rules."

Luke 22.39-53

Ask

What is one way to sacrificially love someone else?

Reflect

Jesus didn't want to suffer. If there was another way, he'd have gladly taken it, but he was obedient. Jesus was obedient to God, and he wants us to be obedient too. We need to obey our parents, teachers, coaches, and other mentors, but more than anything, we need to obey God.

Because of Jesus' incredible obedience, we can have eternal life. It means we are amazingly loved. Remember, Jesus was obedient to the very end and we can be just as obedient.

Jesus went into the garden to pray to His Father. No matter what the future would be like, no matter how hard or painful, Jesus wanted to do God's will. Doing God's will isn't always easy, but it is always best. Make sure you take time to talk to God today and ask Him what His will is for your life and family.

Family Time

Begin with a simple prayer.

Read: Philippians 2.1-11

Say: Jesus is God. He was present when the world was created. Yet, in obedience to God the Father, at the right time, Jesus became a man, humbled Himself, and died for us, in our place!

Ask: Because Jesus obeyed God the Father, what has God the Father done for Jesus? (vs. 9-11) As we think of the Easter Story, how does Philippians 2.9-11 give us hope?

Close with prayer.

Family Play

Supplies: An area for a nature walk. A bag to collect items.

Take your family out on a nature walk. While walking around keep an eye out for some good wood pieces. When you get home, make a cross out of wood scraps. Ask each family member to think of an attitude or action from the past week that they knew did not make God happy. Have family members write their thoughts on a piece of paper, fold it and pin it to the cross. Talk about how Jesus suffered the punishment for all of our sins so that we would not have to.

Pray together.

Day 5

Read

It was very early in the morning on the first day of the week. The women took the spices they had prepared. Then they went to the tomb. They found the stone rolled away from it. When they entered the tomb, they did not find the body of the Lord Jesus. They were wondering about this. Suddenly two men in clothes as bright as lightning stood beside them. The women were terrified. They bowed down with their faces to the ground. Then the men said to them, “Why do you look for the living among the dead? Jesus is not here! He has risen! Remember how he told you he would rise. It was while he was still with you in Galilee. He said, ‘The Son of Man must be handed over to sinful people. He must be nailed to a cross. On the third day he will rise from the dead.’” Then the women remembered Jesus’ words.

They came back from the tomb. They told all these things to the 11 apostles and to all the others. Mary Magdalene, Joanna, Mary the mother of James, and the others with them were the ones who told the apostles. But the apostles did not believe the women. Their words didn’t make any sense to them. But Peter got up and ran to the tomb. He bent over and saw the strips of linen lying by themselves. Then he went away, wondering what had happened.

That same day two of Jesus’ followers were going to a village called Emmaus. It was about seven miles from Jerusalem. They were talking with each other about everything that had happened. As they talked about those things, Jesus himself came up and walked along with them. But God kept them from recognizing him.

Jesus asked them, “What are you talking about as you walk along?” They stood still, and their faces were sad. One of them was named Cleopas. He said to Jesus, “Are you the only person visiting Jerusalem who doesn’t know? Don’t you know about the things that have happened there in the last few days?”

“What things?” Jesus asked “About Jesus of Nazareth,” they replied. “He was a prophet. He was powerful in what he said and did in the sight of God and all the people. The chief priests and our rulers handed Jesus over to be sentenced to death. They nailed him to a cross. But we had hoped that he was the one who was going to set Israel free. Also, it is the third day since all this happened. Some of our women amazed us too. Early this morning they went to the tomb. But they didn’t find his body. So they came and told us what they had seen. They saw angels, who said Jesus was alive. Then some of our friends went to the tomb. They saw it was empty, just as the women had said. They didn’t see Jesus’ body there.”

Jesus said to them, “How foolish you are! How long it takes you to believe all that the prophets said! Didn’t the Messiah have to suffer these things and then receive his glory?” Jesus explained to them what was said about himself in all the Scriptures. He began with Moses and all the Prophets.

They approached the village where they were going. Jesus kept walking as if he were going farther. But they tried hard to keep him from leaving. They said, “Stay with us. It is nearly evening. The day is almost over.” So he went in to stay with them.

He joined them at the table. Then he took bread and gave thanks. He broke it and began to give it to them. Their eyes were opened, and they recognized him. But then he disappeared from their sight. They said to each other, “He explained to us what the Scriptures meant. Weren’t we excited as he talked with us on the road?”

They got up and returned at once to Jerusalem. There they found the 11 disciples and those with them. They were all gathered together. They were saying, “It’s true! The Lord has risen! He has appeared to Simon!” Then the two of them told what had happened to them on the way. They told how they had recognized Jesus when he broke the bread.

The disciples were still talking about this when Jesus himself suddenly stood among them. He said, “May you have peace!” They were surprised and terrified. They thought they were seeing a ghost. Jesus said to them, “Why are you troubled? Why do you have doubts in your minds? Look at my hands and my feet. It’s really me! Touch me and see. A ghost does not have a body or bones. But you can see that I do.”

After he said that, he showed them his hands and feet. But they still did not believe it. They were amazed and filled with joy. So Jesus asked them, “Do you have anything here to eat?” They gave him a piece of cooked fish. He took it and ate it in front of them.

Jesus said to them, “This is what I told you while I was still with you. Everything written about me in the Law of Moses, the Prophets and the Psalms must come true.”

Then he opened their minds so they could understand the Scriptures. He told them, “This is what is written. The Messiah will suffer. He will rise from the dead on the third day. His followers will preach in his name. They will tell others to turn away from their sins and be forgiven. People from every nation will hear it, beginning at Jerusalem. You have seen these things with your own eyes. I am going to send you what my Father has promised. But for now, stay in the city. Stay there until you have received power from heaven.”

Jesus led his disciples out to the area near Bethany. Then he lifted up his hands and blessed them. While he was blessing them, he left them. He was taken up into heaven. Then they worshiped him. With great joy, they returned to Jerusalem. Every day they went to the temple, praising God..

Luke 24

Ask

When was a time God asked you to have faith even when it felt uncomfortable?

Reflect

When Jesus rose from the grave, he did it for you and for me. He took the punishment for our sin on the Cross, and he rose again to show you and me that we are accepted by him! He wants us to know that we are forgiven and loved by him.

We know that Jesus is God. This means that at any time he could have stopped his death on the cross. But He chose not to. He chose to face death. He chose to be the sacrifice, for our sake. Jesus knew this was God's plan from the beginning. Because God loves us so very much, He wanted to be close to us and forgive us. The only way to do that was by sending His Son to earth to die for us. When Jesus died on the cross, He took all of our sins on Himself. He is the way for us to have a right relationship with God the Father.

Jesus died in order to pay for our sins and allow us eternal life with him. But he didn't stay dead. He rose from the dead and this is why we celebrate Easter! He is RISEN! He is RISEN indeed!

Family Time

Begin with a simple prayer.

Today, parents, you will explain the Gospel to your children.

Say: The GOSPEL story is the telling of the profound work of God that enables us to be redeemed through faith in His Son. To be completely whole, the story must begin in Genesis and weave its way throughout the pages of the Bible. It's an exciting journey—one that every family should take together!

God is perfect ... He is holy ... there is no sin in Him. He is the Creator of the Universe and Lord over all. *Leviticus 11:44,45; 19:2*

Sin is the opposite of holiness ... we all have sinned ... we all have done things that are wrong ... going against God's way. *Genesis 3, Romans 3:23*

But God had a plan to provide a way for us to become right with Him ... Jesus, God's only Son, came to earth (Christmas) to live with us and show us who God is ... what He is like. Jesus lived a perfect life – He never sinned. *Luke 2, John 1:14*

God's requirement was for a perfect sacrifice ... Not only did Jesus live here on earth, but the reason He came is because He loved us so much. He died for us – He shed his blood on the cross – for our sins. Because He was perfect, His blood can get rid of our sin. *Exodus 12:5, Leviticus 4, John 3:16*

Just like water washes dirt away, when, by faith, we ask Jesus into our lives, believing that He lived a perfect life, died and rose again, He will wash the sin away from our lives. *1 John 1:7*

Only Jesus can do that – only He can make us pure and right before Him. *Psalms 103:12*

Say: When we accept this – say ‘yes’ to Jesus’ offer to make us clean from our sin – He promises in His Word, the Bible, that He has a place for us in Heaven. And though our bodies may die, we will live forever with Him in heaven. **Say:** We grow to be more like Him when we read the Bible, pray (talk with Him), and come to Church to learn more about Him.

Close with prayer.



Supplies: Whole pecans (or chocolate bar), Eggs, Salt, Sugar, Vinegar

Activity: Making Easter Cookies

HOW TO MAKE RESURRECTION COOKIES:

Step 1: Have your ingredients on hand and ready to go, as well as a Bible.

Step 2: Follow the list of Scriptures. Read each one, discuss each one, and then add the corresponding ingredient into the bowl.

Step 3: Mix. This is a Meringue Cookie so you want to whip as much air into your meringue as possible. The more air you whip, the emptier the tomb when baking.

Step 4: Place unbaked cookies in the oven, turn the oven off and go to sleep. The next morning when you wake up, your cookies will be cooked and ready to eat.

Because the story is the reason behind this creation, I am going to take you step-by-step through the preparation process of making this Resurrection Cookies recipe with Scripture. Each ingredient has a meaning, and they all combine to create resurrection cookies.

Note: If you would prefer to make this Resurrection Cookie recipe without nuts, you could instead use chocolate chips or a chocolate bar. When you would have the children take the pecans and smash them, substitute the nuts for chocolate chips or chocolate bar and let them break them into smaller pieces.

Ingredients Needed:

1 cup whole pecans (or chocolate bar)

1 teaspoon vinegar

3 egg whites

¼ teaspoon salt 1 cup white sugar

Preheat the oven to 300F. Prepare 2 cookie sheets with a liner or nonstick foil. Set aside.

To begin: Read John 19:1-3.

Have your children place 1 cup of pecans in a zipper baggie and let children beat them with their hands, a wooden spoon or even a rolling pin to break them into small pieces. Once they have done this, *Explain that after Jesus was arrested, he was beaten by the roman soldiers.*

Read: John 19: 28-30. - Next, let the children smell the vinegar. Put 1 teaspoon of vinegar into the mixing bowl. *Continue by explaining that when Jesus was thirsty on the cross, He was given vinegar to drink.*

Read: John 10: 10-11. - Add egg whites to the vinegar. Eggs represent life and have become a very prominent symbol during the Easter season. *Explain that Jesus gave His life to give us life.*

Read: Luke 23:27. - Sprinkle a small pinch of salt into each child's hand. Let them taste the salt and brush the rest into the bowl. *Explain that this represents the salty tears shed by Jesus' followers, and the bitterness of our own sin.*

Read: Psalm 34:8 and John 3:16. - Now, add 1 cup of sugar. *Explain that the sweetest part of the story is that Jesus died because he loves us. He wants us to know Him.*

Read: Isaiah 1:18 and John 3:1-3. - Beat with a mixer on high speed until stiff peaks form, approximately 11 – 15 minutes. *Explain that the color white represents the purity in God's eyes and those whose sins have been cleansed by Jesus.*

Read: Matthew 27:57-60. - Fold in broken nuts (or chocolate chips). Here, you will begin to form and create the Easter resurrection cookies by dropping the batter a teaspoonful at a time onto a lined cookie sheet. *Explain that each mound represents the rocky tomb where Jesus' body was laid.*

Read: Matthew 27:65-66. - Put the cookies into the oven. Close the door and **turn the oven OFF**. Give each child a piece of tape and seal the oven door shut. *Explain how, in this part of the Easter story, Jesus' tomb was sealed.*

Now, get ready for bed. Explain to the children that they may feel sad to leave the cookies in the oven overnight. Jesus' followers were in despair when the tomb was sealed. Before finally going to bed, read John 16:20 and 22. - On resurrection morning, open the oven and give everyone a cookie! Notice the cracked surface and take a bite. The cookies are hollow! Just like on the first Resurrection day, Jesus' followers were amazed to find the tomb open and empty.

Conclude by reading Matthew 28:1-9.

Note: If making this during the day I'd say leave them in the oven for 3 – 4 hours, ideally until the oven is cool.

Pray together.